

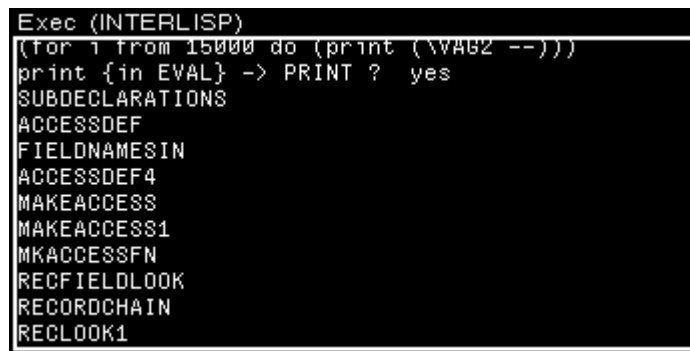
11. WHAT TO DO IF ...

The purpose of this chapter is to explain what to do in some of the problems commonly experienced by Medley users.

Executive Window turns black

An example is shown in Figure 11-1.

Press any key to unfreeze the window and continue. This pause happens when the command you just typed causes enough information to be printed to fill the window. It gives you a chance to read that one window of text before moving on.



```
Exec (INTERLISP)
(for 1 from 15000 do (print (\VAB2 --)))
print {in EVAL} -> PRINT ? yes
SUBDECLARATIONS
ACCESSDEF
FIELDNAMESIN
ACCESSDEF4
MAKEACCESS
MAKEACCESS1
MKACCESSFN
RECFIELDLOOK
RECORDCHAIN
RECLOOK1
```

Figure 11-1. Blackened Executive Window

You closed the Executive Window

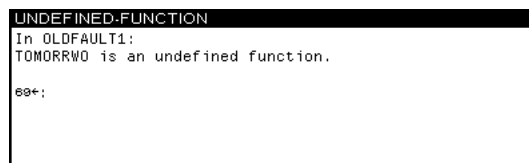
Open another from the Background Menu.

Mouse disappears

Type (CURSOR T) in the Executive Window. The cursor will reappear.

Second window appears

This probably happens because you made a typing mistake, as in Figure 11-2.



```
UNDEFINED-FUNCTION
In OLDFAU11:
TOMORRWO is an undefined function.
68+:
```

Figure 11-2. Second Window Appears (Break Window) after Typing Error Made

Type a Control-D by simultaneously pressing the Control key and the "D". This aborts the error condition, returning control to the Executive Window.

You keep getting beeped at

Usually the beeping means that Medley want input from you. Look for the flashing caret. It will usually be preceded by some kind of prompt, indicating what you should type.

You cannot delete the first letter

of the filename you are typing to (FILES?). Type Control-E (error) You will get a linefeed and ←←← printed to the window. Now type the correct filename.

Your function is just sitting there

It is not returning a value, and you think that your program may be in an infinite loop or is having some other major problem. You can see what process is currently running by typing Control-T, or you could interrupt the process by typing Control-E.

A Break Window appears

If the Break Window look something like that shown in Figure 11-3, you are trying to save a file, but there is not enough space on the hard disk.

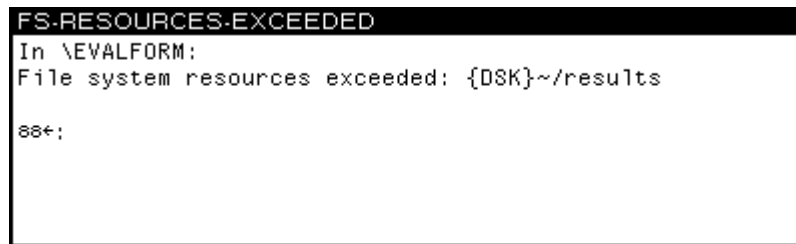


Figure 11-3. Break Window Caused by Insufficient Space in Save File

Exit from the Break Window by typing an up arrow ↑ followed by a Return. Delete old versions of files, and any other files you do not need. Then try again to save the file

You have run out of space

Generally, a Break Window has appeared. The GAINSPACE function allows you to delete non-essential data structures. To use it, type:

(GAINSPACE)

into the Executive Window. Answer N to all questions except the following:

- Delete edit history
- Delete history list
- Delete values of old variables
- Delete your MASTERSCOPE database
- Delete information for undoing your greeting.

Save your work and reload Lisp as soon as possible.

A redefined message appears

The message (*Some.Crucial.Function.Or.Variable* redefined) appears in the Executive Window (see Figure 11-4). The function, variable, or other property has been "smashed" (i.e., its original definition has been changed). If this is not what you wanted, type UNDO immediately!

```

Exec (INTERLISP)

124+ (DEFINEQ (CAR (A) (SomeOtherFn A)))
New fns definition for CAR.
(CAR)
125+ UNDO
DEFINEQ undone.
126+

```

Figure 11-4. CAR redefined!

UNBOUND ATOM

If this occurs, you probably just typed something wrong, or you passed an argument that should have been quoted to a function.

UNDEFINED CAR OF FORM

First, look at what caused the error. If the CAR of the form is a list, then you typed something wrong. If it is an atom, then perhaps that atom does not have a function associated with it. If it is a CLISP word like `if` or `for`, then DWIM may have been turned off (see Chapter 9). Type `(DWIM 'C)` to reenale DWIM.

You have traced APPLY

and your screen is spewing out information about everything going on in the environment. Type Control E, and type `(UNBREAK 'APPLY)` before rereturning to the Executive.

[This page intentionally left blank]